



District Report Card: 2017


State: Punjab	District: Moga
Class: 3	Subject: Language
Schools: 61	Students: 1015


Participation/Coverage


Students

<div>GENDER</div> <div></div>	Boys		Girls	
	Number	%	Number	%
	541	53.30	474	46.70

<div>AREA</div> <div></div>	Rural		Urban	
	Number	%	Number	%
	940	92.61	75	7.39

<div>CATEGORY</div> <div></div>	SC		ST		OBC		GEN	
	Number	%	Number	%	Number	%	Number	%
	854	84.14	6	0.59	66	6.50	89	8.77

<div>CWSN</div> <div></div>	LD	VI	HI	S&LD	ID	Oth
	3	2	4	1	4	14

<div>Management</div> <div></div>	Government		Government-aided	
	Number	%	Number	%
	1009	99.41	6	0.59

Average Performance of Students in Language (%)

Overall	Gender		Area		Management		Social Group			
	Male	Female	Rural	Urban	Govt.	Aided	SC	ST	OBC	GEN
64.87	63.22	66.75	65.47	57.33	64.86	65.56	64.39	64.44	70.71	65.17

Performance on Learning Outcomes (LOs)

Learning Outcomes	Description	Average Performance(%)
L304	Reads small texts with comprehension i.e., identifies main ideas, details, sequence and draws conclusions	66.41
L312	Reads printed scripts on the classroom walls: poems, posters, charts etc.	61.77

Range of Performance of Students who Answered Correctly							
Below 30%		30% - 50%		50% - 75%		Above 75%	
Number	%	Number	%	Number	%	Number	%
100	9.85	222	21.87	269	26.50	424	41.77

Lowest Performing Learning Outcomes (LOs)

1 - Reads printed scripts on the classroom walls: poems, posters, charts etc. (61.77)

2 - Reads small texts with comprehension i.e., identifies main ideas, details, sequence and draws conclusions (66.41)